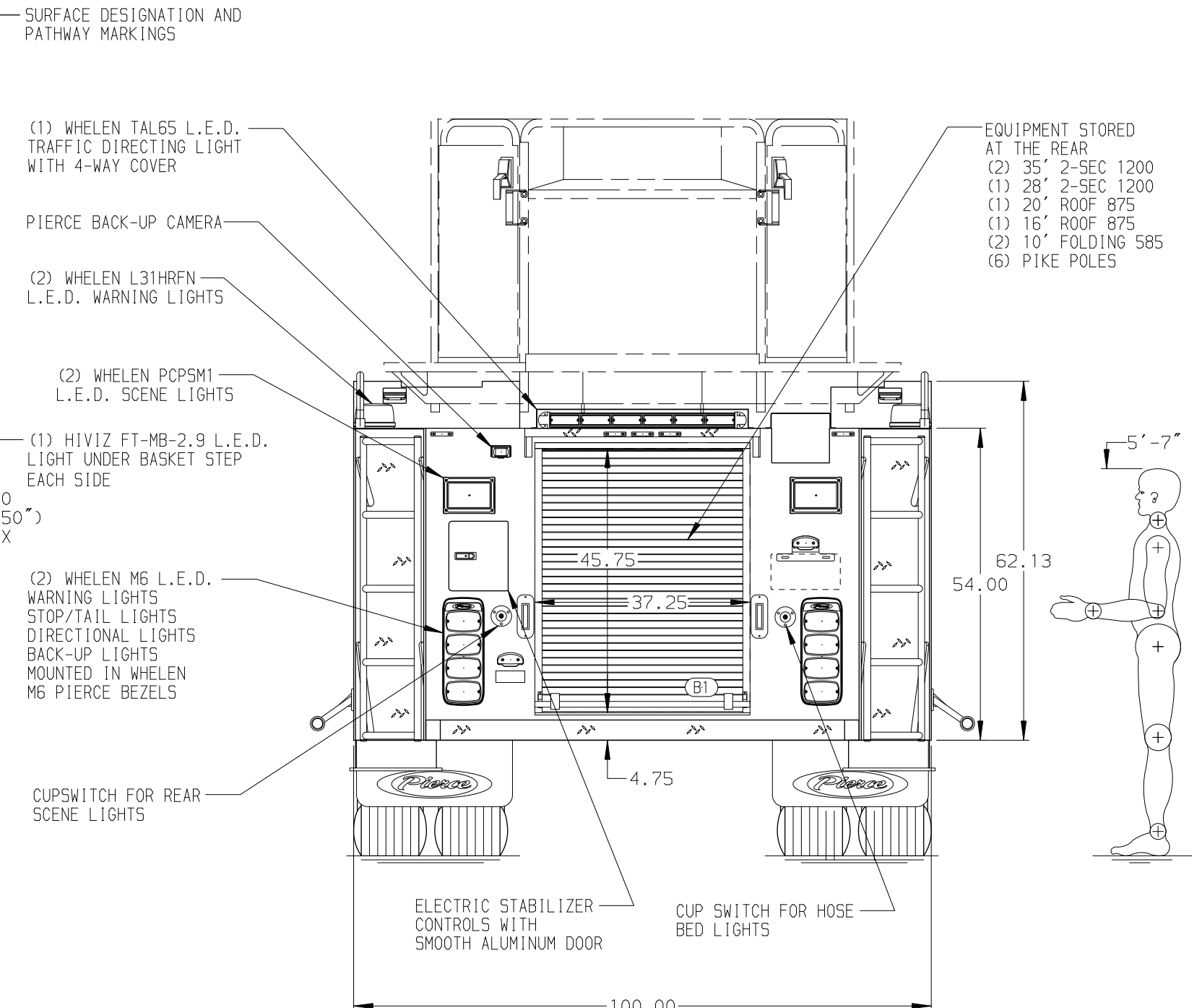
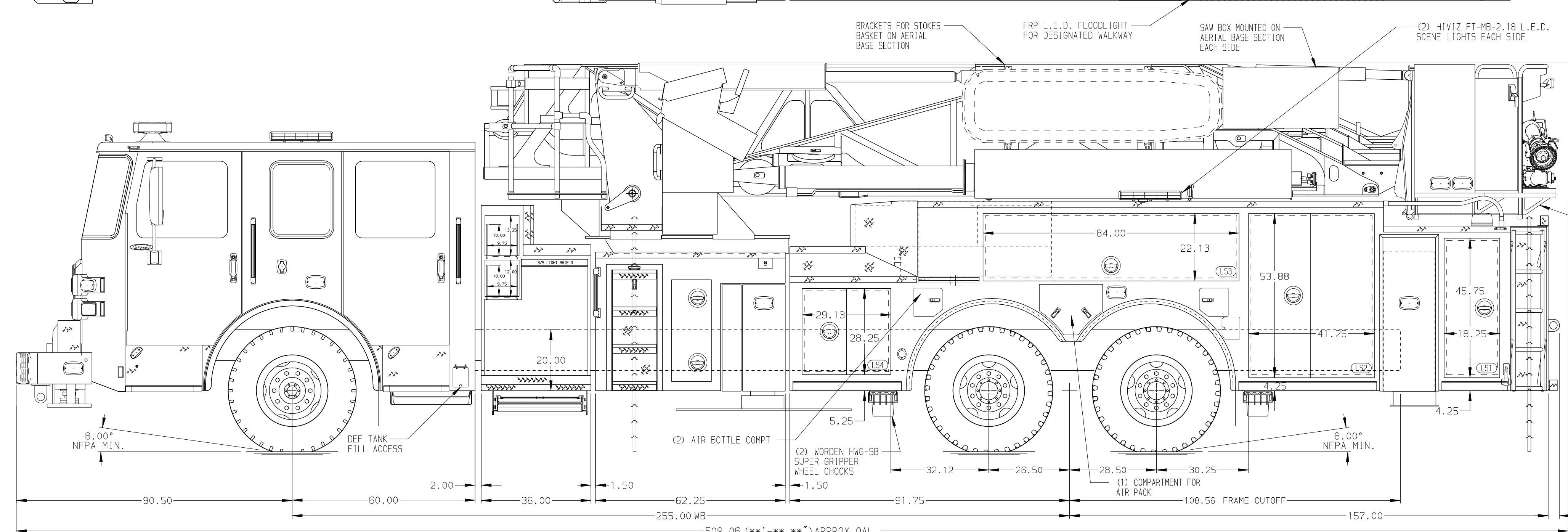
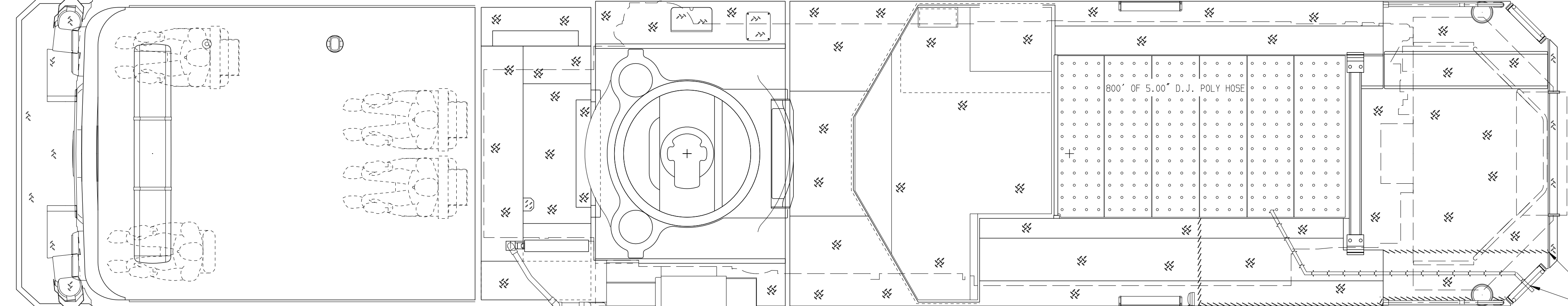


BODY 100' Ascendant Aerial Tower Alum Body COMPT, LEFT SIDE Full Height Lap Doors COMPT, RIGHT SIDE Full Height Lap Doors	WATER TANK 300 Gal/Lon Poly Water Tank Foam System Foam System Not Required Foam Cell Foam Cell Not Required
---	--



CHASSIS Enforcer Chassis	CAB 6000 Enforcer Cab	AXLE, FRONT, CUSTOM 23,000F Dana Axle	TRANSMISSION Allison 6th Gen, 4000 EV5 P	PUMPHOUSE 36" Control Zone Side Mount	CROSSLAYS, 1.50" (2) 1.50", With Trays, 200'	SPEEDLAYS Speedlays Not Required	-
ENGINE 510 HP Paccar MX13 Engine	BUMPER 21" Painted Steel	AXLE, REAR 54,000 Lb Meritor Axle	PUMP 2000 GPM Waterous S100	CROSSLAYS, 2.50" 2.50" Crosslay Not Required	GENERATOR Generator Not Required	-	-

NOTE DIMENSIONS SHOWN ARE APPROXIMATE AND ARE SUBJECT TO MINOR DEVIATIONS AS MAY OCCUR OR BE NECESSARY IN CONSTRUCTION. MINOR DETAILS NOT SHOWN.	1. SHORELINE RECEPTACLE WITH KUSSMAUL SUPER AUTO-EJECT LOCATED ON DRIVER SIDE OF THE CAB 2. AIR INLET WITH DISCONNECT COUPLING IN THE DRIVER SIDE STEPMILL 3. BATTERY CHARGER LOCATED PER ORDER 4. BATTERY CHARGE INDICATOR LOCATED ON THE DRIVER SIDE SEAT RISER 5. SIX ADJUSTABLE SHELVES LOCATED PER ORDER 6. NON-RAISED AERIAL PEDESTAL 7. 3-in-1 LYFECOMBO BRACKETS AT AERIAL BASKET 8. TWO FLOOR MOUNTED SLIDE-OUT TRAYS PER ORDER 9. ONE SWING-OUT TOOLBOARD PER ORDER 10. ALUMINUM TREADPLATE ON CAB ROOF	11. ONE VERTICAL PARTITION PER SHOP ORDER 12. PEGBOARD ON BACK WALL OF COMPARTMENT PER ORDER 13. DC POWER TO AERIAL TIP PER ORDER 14. RUNG LIGHTING ON AERIAL LADDER PER ORDER
	15. JUN 23 08 MAY 23	LWK LWK

Pierce MANUFACTURING INC.

JOB NO.	38157
SCALE	1:24
DATE	23MAR23
DRAWN BY	LWE
CHECKED BY	NAK
SHEET SIZE	D
SHEET NO.	1 OF 1

TITLE 100' ASCENDANT AERIAL TOWER AND BODY ASSEMBLY
FOR MCDONOUGH, CITY OF MCDONOUGH, GA
DWG NO. 38157AD