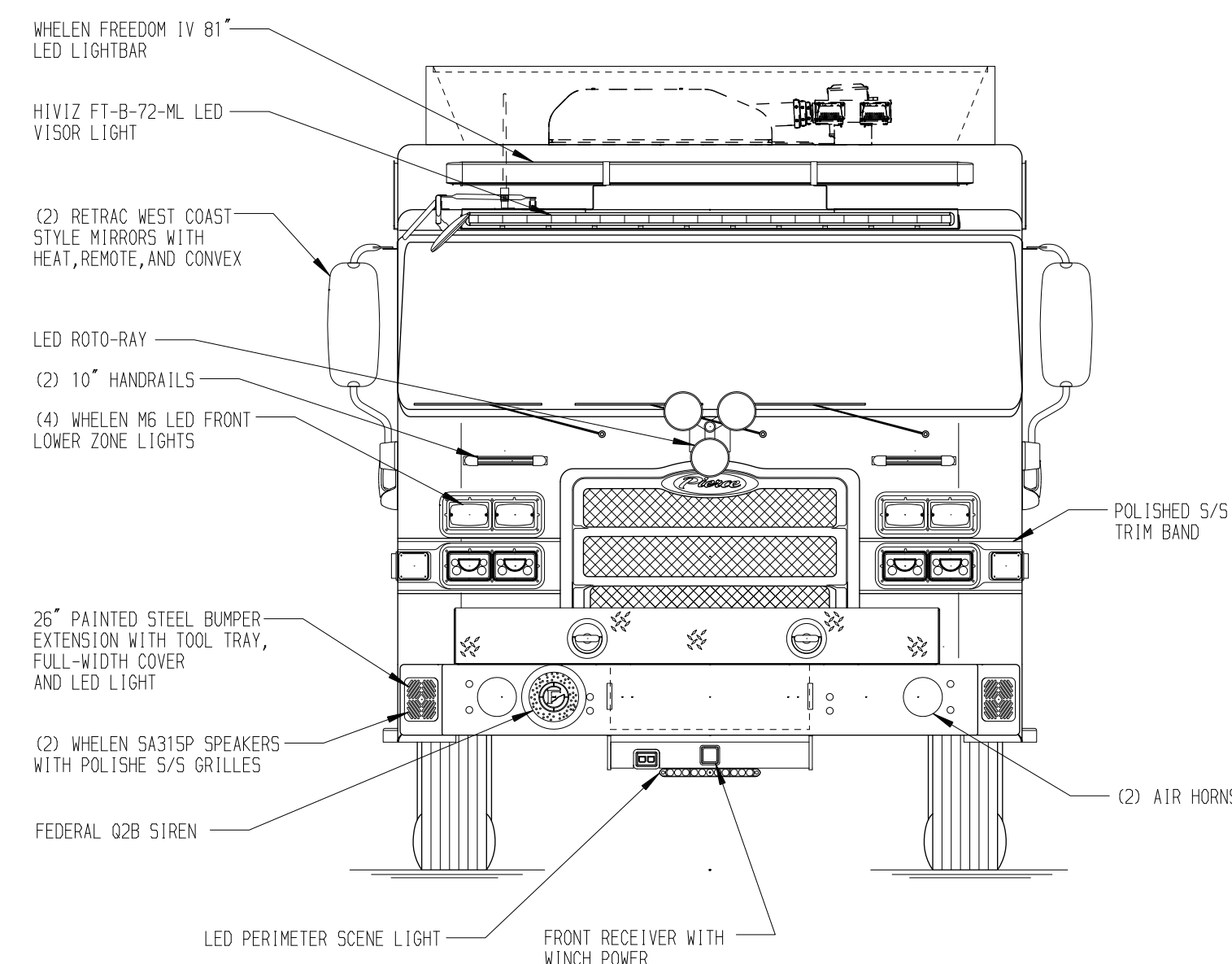
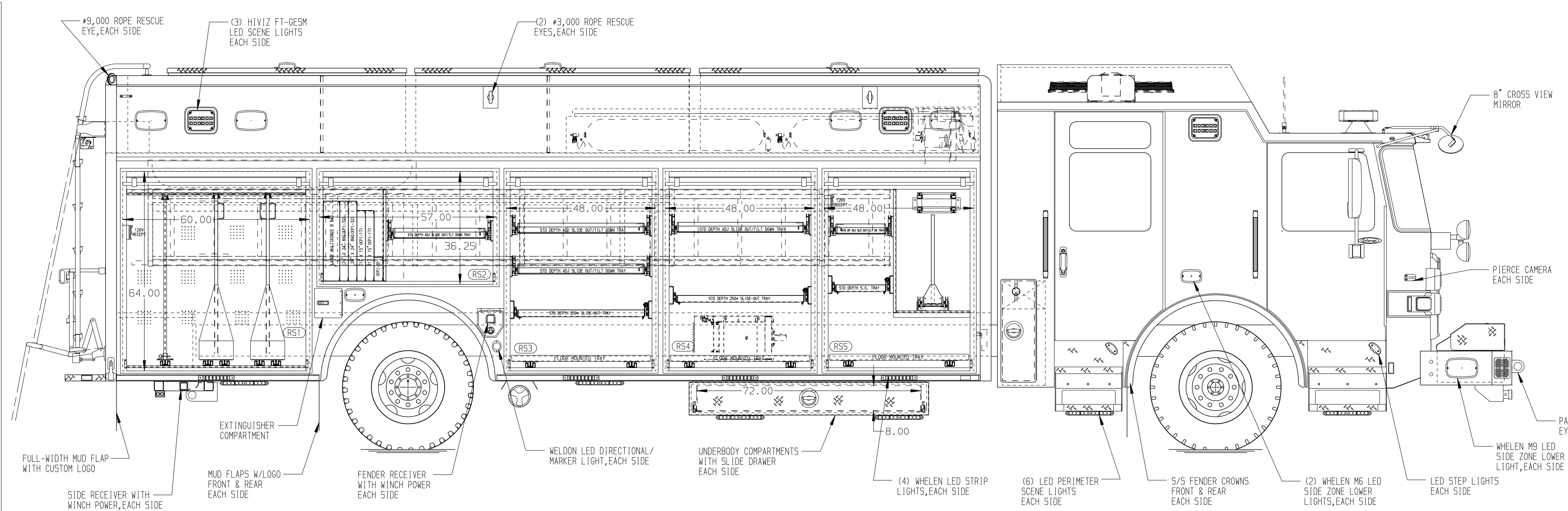
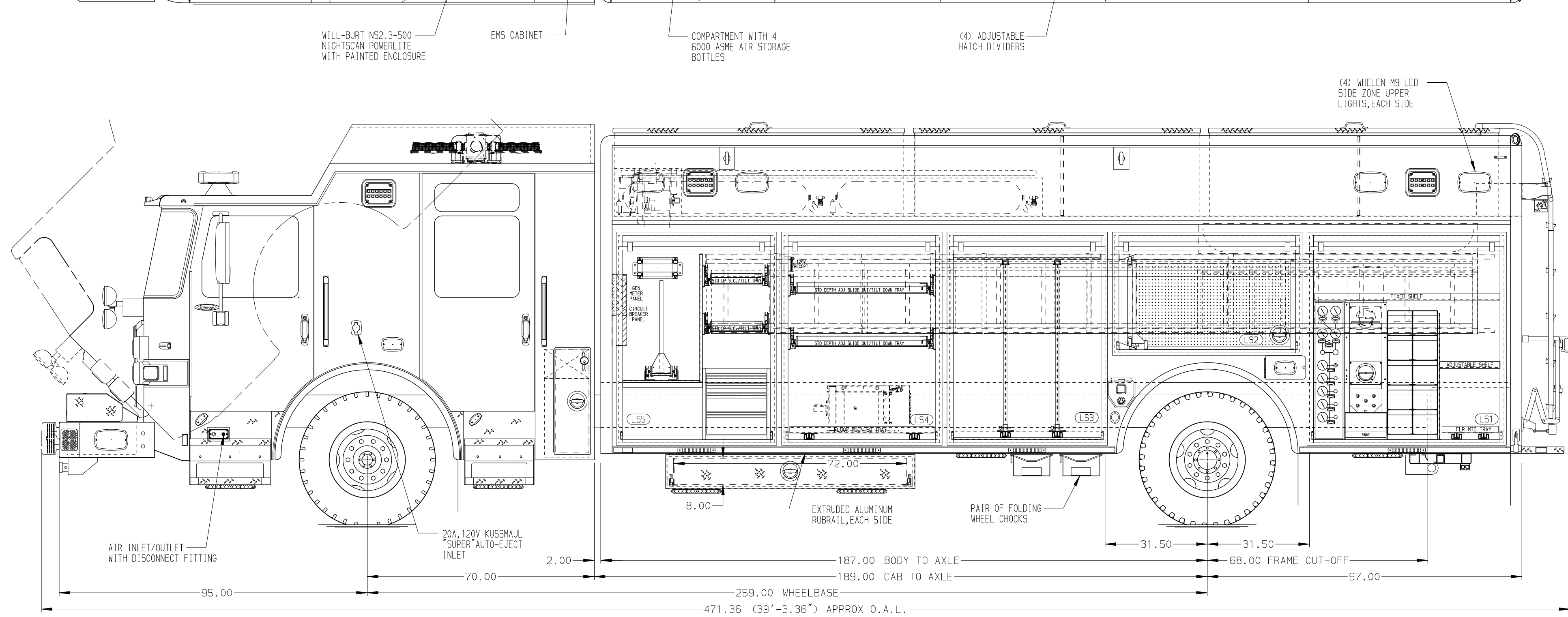
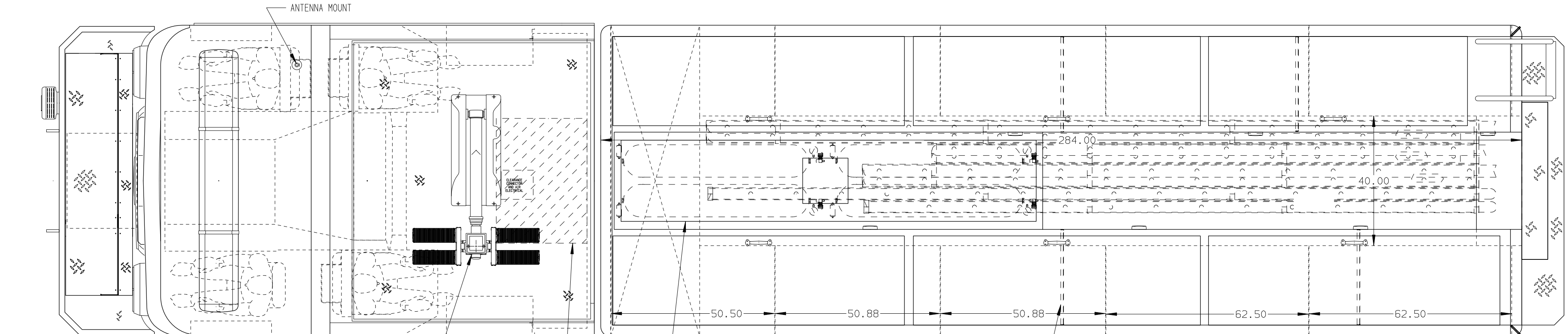


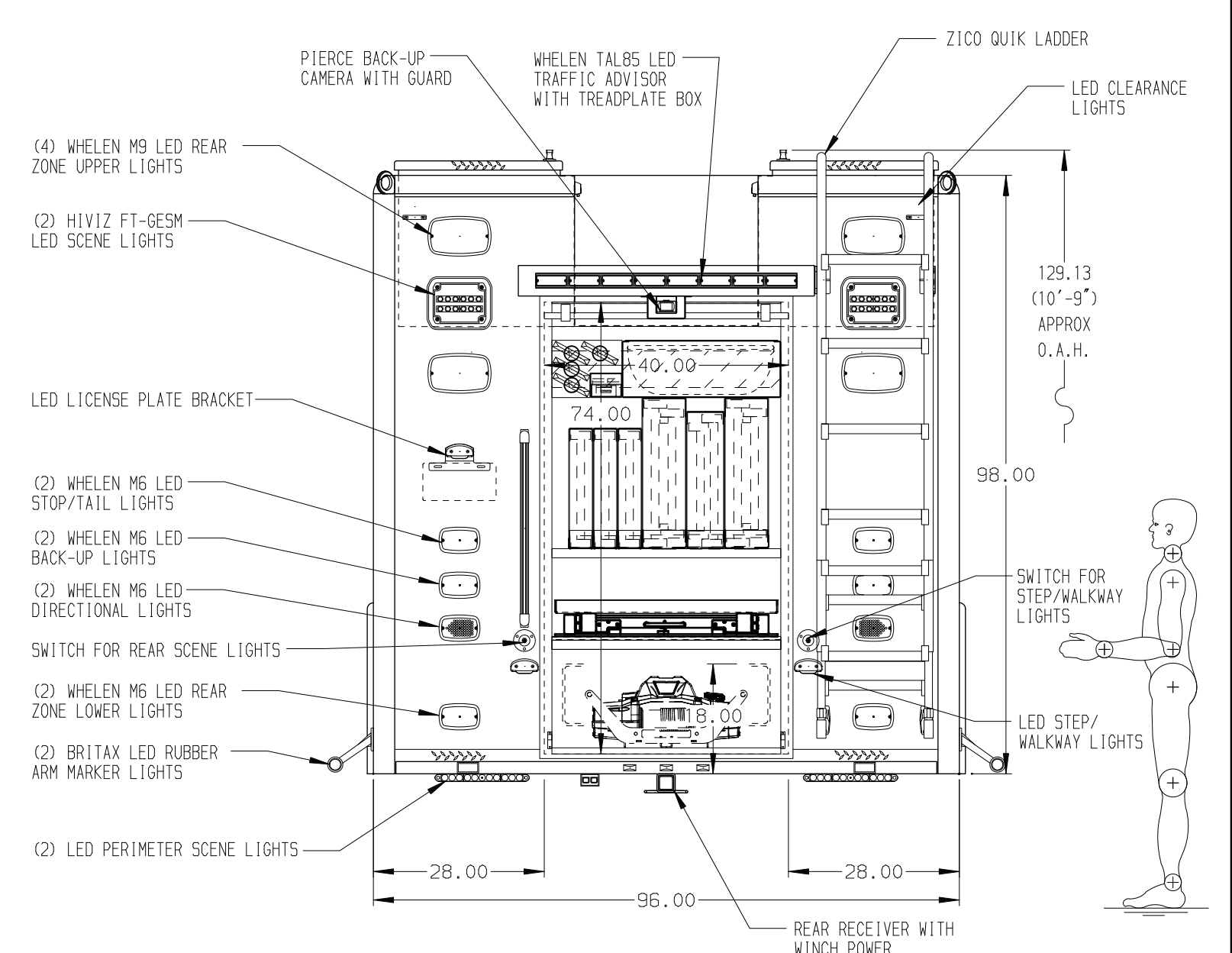
- RIGHT SIDE COMPARTMENTS CONTAIN THE FOLLOWING:
- COMPARTMENT RS1 CONTAINS:
- (1) STD DEPTH ADJ SLIDE OUT TOOLBOARD
  - (2) STD DEPTH SLIDE OUT TRAYS WITH TOOLBOARDS AND CHAIN HOLDERS
  - (1) 15/20A, 120V DUPLEX RECEPTACLE
  - PEGBOARD ON BACK WALL OF COMPARTMENT
- COMPARTMENT RS2 CONTAINS:
- (1) STD DEPTH ADJ SLIDE OUT/TILT TRAY
  - (1) VERTICAL COMPARTMENT DIVIDER
  - (1) RACK FOR 6 AIR BAGS
- COMPARTMENT RS3 CONTAINS:
- (1) STD DEPTH ADJ SLIDE OUT TRAY
  - (2) STD DEPTH ADJ SLIDE OUT/TILT TRAYS
  - (1) FLOOR MOUNTED TRAY
  - (1) VERTICAL REAR WALL DIVIDER
- COMPARTMENT RS4 CONTAINS:
- (1) STD DEPTH ADJ SLIDE OUT TRAY
  - (1) STD DEPTH ADJ SLIDE OUT/TILT TRAY
  - (1) FLOOR MOUNTED TRAY
- COMPARTMENT RS5 CONTAINS:
- (1) CAB LIFT CONTROLLER
  - (1) HORIZONTAL FLOOR EXTENSION
  - (1) 15/20A, 120V DUPLEX RECEPTACLE
  - (1) STD DEPTH ADJ SLIDE OUT/TILT TRAY
  - (1) FLOOR MOUNTED TRAY
  - (1) 2-WAY ADJ SLIDE OUT TOOLBOARD
  - (1) TRANSVERSE VERTICAL DIVIDER
  - (1) VERTICAL REAR WALL DIVIDER
  - (1) ELECTRIC CORD REEL WITH 200' OF 10/3 YELLOW CORD
  - (1) STD DEPTH ADJ SLIDE OUT TRAY



- REAR COMPARTMENT CONTAINS THE FOLLOWING:
- COMPARTMENT B1 CONTAINS:
- (1) HORIZONTAL FLOOR EXTENSION
  - (1) 110" UP SLIDEMASTER TRAY
  - MOUNTING BRACKET FOR PORTABLE WINCH
  - (1) RACK FOR THE FOLLOWING:
    - (1) 35' 2-SECTION LADDER
    - (1) 28' 2-SECTION LADDER
    - (1) 24' 2-SECTION LADDER
    - (1) 20' ROOF LADDER
    - (2) 16' ROOF LADDERS
    - (1) 10' FOLDING LADDER
    - (1) STOKES BASKET
    - (4) PIKE POLES



- LEFT SIDE COMPARTMENTS CONTAIN THE FOLLOWING:
- COMPARTMENT LS1 CONTAINS:
- (1) RACK FOR 10 SCBA BOTTLES
  - (1) STD DEPTH ADJ SHELF
  - (1) STD DEPTH FIXED SHELF
  - (1) FLOOR MOUNTED TRAY
  - (1) "SPACE SAVER" 2-BOTTLE FILL ENCLOSURE
  - (1) CASCADE SYSTEM CONTROL PANEL
- COMPARTMENT LS2 CONTAINS:
- (1) SWING OUT TOOLBOARD
  - (1) 15/20A, 120V DUPLEX RECEPTACLE
  - PEGBOARD ON BACK WALL OF COMPARTMENT
- COMPARTMENT LS3 CONTAINS:
- (2) STD DEPTH ADJ SLIDE OUT TOOLBOARDS
  - (1) VERTICAL REAR WALL DIVIDER
- COMPARTMENT LS4 CONTAINS:
- (2) STD DEPTH ADJ SLIDE OUT/TILT TRAYS
  - (1) FLOOR MOUNTED TRAY
  - (1) VERTICAL REAR WALL DIVIDER
  - (1) 15/20A, 120V DUPLEX RECEPTACLE
- COMPARTMENT LS5 CONTAINS:
- (1) 4-DRAWER C-TECH CABINET
  - (1) HORIZONTAL FLOOR EXTENSION
  - (1) NIGHTSCAN CONTROLLER
  - (2) STD DEPTH ADJ SLIDE OUT/TILT TRAYS
  - (1) 2-WAY ADJ SLIDE OUT TOOLBOARD
  - (1) TRANSVERSE VERTICAL DIVIDER
  - (1) VERTICAL REAR WALL DIVIDER
  - (1) CIRCUIT BREAKER PANEL
  - (1) GENERATOR METER PANEL
  - (1) VERTICAL REAR WALL DIVIDER
  - (1) ELECTRIC CORD REEL WITH 200' OF 10/3 YELLOW CORD



**NOTE**

DIMENSIONS SHOWN ARE APPROXIMATE AND ARE SUBJECT TO MINOR DEVIATIONS AS MAY OCCUR OR BE NECESSARY IN CONSTRUCTION. MINOR DETAILS NOT SHOWN.

- NOTES:**
- ONAN 25kW SINGLE PHASE PTO DRIVEN GENERATOR LOCATED BETWEEN THE FRAME RAILS.
  - ONSPOT AUTOMATIC TIRE CHAINS
  - ALUMINUM TREADPLATE ON CREW CAB ROOF
  - FLOOR IN CAB AND CREW CAB TO BE PADDED RUBBER
  - 10TA 75 AMP CHARGER LOCATED BEHIND THE DRIVER'S SEAT
  - BATTERY CHARGE INDICATOR LOCATED ON DRIVER'S SEAT RISER
  - 7.5 GUARDS ON ALL BODY ROLL-UP DOORS
  - S/S STRAPS ON ALL BODY ROLL-UP DOORS
  - PIERCE LED LIGHTS IN ALL BODY AND HATCH COMPARTMENTS
  - TURTLE TILE MATTING IN ALL SHELVES, TRAYS, AND HATCH COMPARTMENT FLOORS
- SIDE ROLL AND FRONTAL IMPACT PROTECTION**

CLEAR DOOR WIDTH KEY						CHASSIS DATA	
AMOR ROLL UP DOORS:	-2 1/4"					MAKE	
BORTITE ROLL UP DOORS:	-2 1/2"					PIERCE	
PIERCE DOUBLE LIP DOORS:	-4 1/4"	05FEB24	DHE	CDK		MODEL	
PIERCE LIFT-UP LIP DOORS:	-1 1/2"	16NOV23	DHE	CDK		EN7010	
(EX: 60" F-F - 2 1/4" = 57 3/4" CLEAR) (F-F) = FRAME TO FRAME		REV	DATE	BY	CH		

Pierce MANUFACTURING INC.		JOB NO.	38670
		SCALE	DATE
		1:24	
		DRAWN BY	26JUL23
		DHE	
		CHECKED BY	28JUL23
		CDK	
		SHEET SIZE	SHEET NO.
		D	1 OF 1

TITLE	HEAVY DUTY RESCUE NON-WALKIN
FOR	NORTH SIDE FIRE & RESCUE BID #1405
DWG NO.	38670AD
TURNER, JEFFERY	