

# PUMPER BODY

Medium Aluminum 2nd Gen Pumper

# CHASSIS

Enforcer Chassis

# CHASSIS AXLE, FRONT, CUSTOM

22,800 Lb TAK-4 Axle

# AXLE, REAR

31,000 Lb Meritor Axle

# ENGINE

500 HP Cummins X12 Engine

# TRANSMISSION

Allison 6th Gen, 4500 EVS P

# BUMPER

13" Extended Stainless Steel

# CAB

7010 Enforcer Cab

# BODY

## WATER TANK

480 Gallon Poly Water Tank

## COMPT, PUMPER, REAR

44.50" FF RollUp Rear Compt

## COMPT, PUMPER, LEFT SIDE

152" RollUp Full Height Front & Rear FDLR

## COMPT, PUMPER, RIGHT SIDE

152" RollUp Full Height Front & Rear FDLR

# FIRE SUPPRESSION PUMPHOUSE

52" Control Zone Side Mount

## PUMP

1500 GPM Waterous CSU

## CROSSLAYS, 1.50"

(2) 1.50" Standard Capacity  
(1) 1.50" Deadlay Standard Capacity

## CROSSLAYS, 2.50"

(1) 2.50" Standard Capacity

## SPEEDLAYS

Speedlays Not Required

## GENERATOR

Generator Not Required

## Foam System

Husky 3 Single Agent Foam System

## Foam Cell

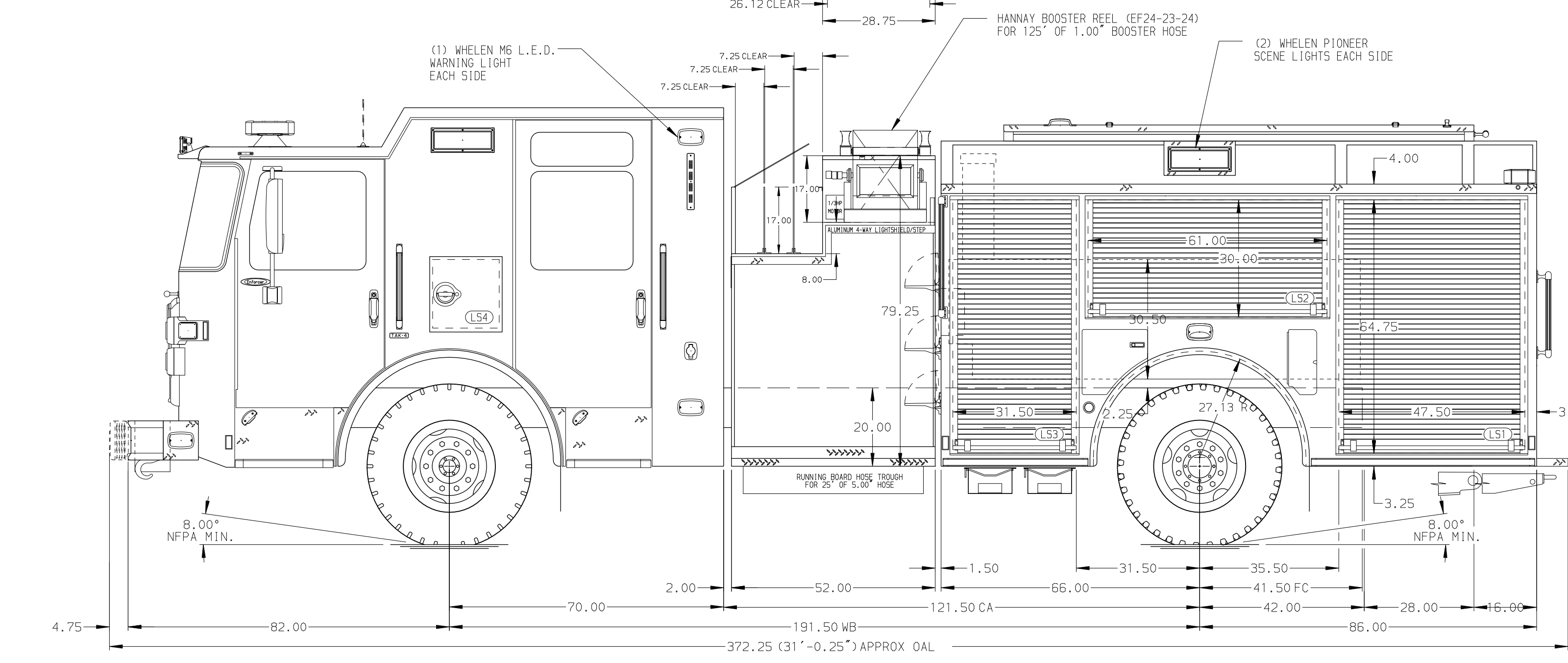
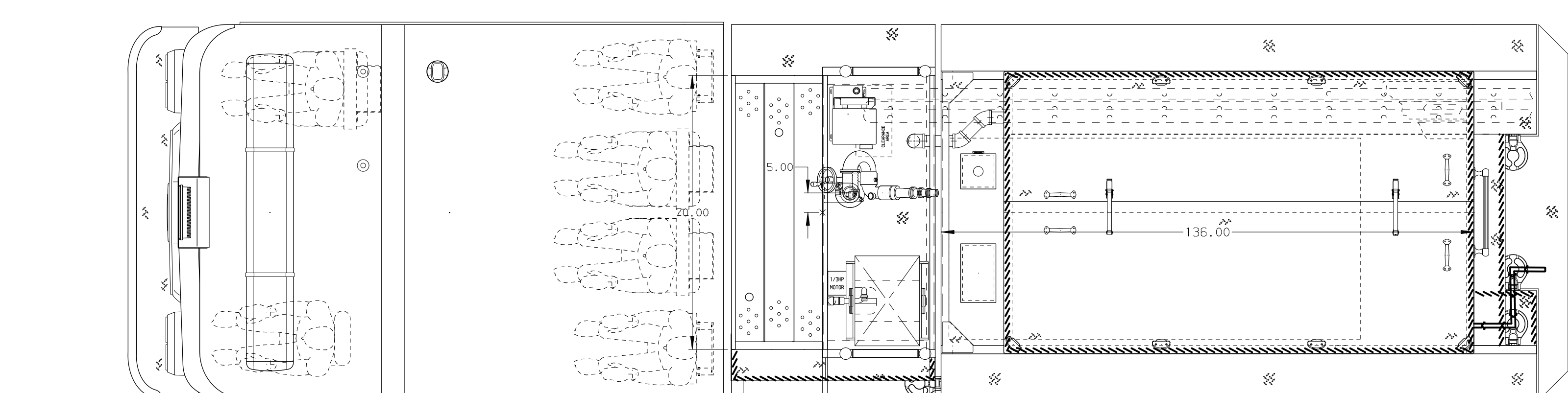
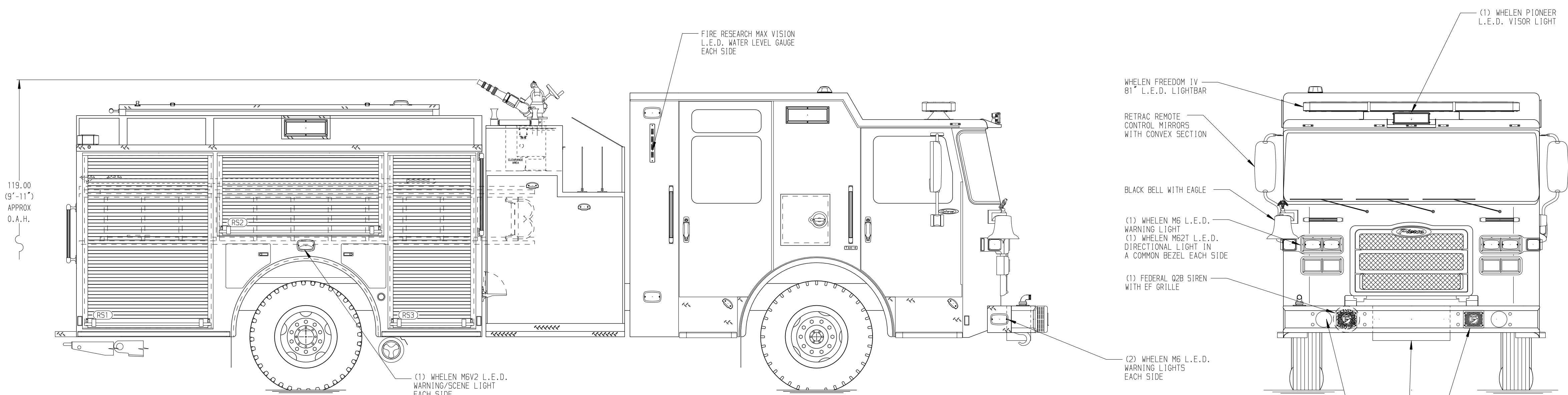
20 Gallon Foam Cell, Reduced Water

Side Roll and Frontal Impact Protection

### NOTE

DIMENSIONS SHOWN ARE APPROXIMATE AND ARE SUBJECT TO MINOR DEVIATIONS AS MAY OCCUR OR BE NECESSARY IN CONSTRUCTION. MINOR DETAILS NOT SHOWN.

- ONE 1.50" OUTLET WITH 2.00" PIPING AND SWIVEL LOCATED ON TOP BUMPER RIGHT SIDE
- SHOULDER RECEPTACLE WITH KISSMALL SUPER AUTO-EJECT LOCATED ON DRIVER SIDE REAR OF CREW CAB DOOR
- AIR INLET/OUTLET WITH DISCONNECT COUPLING ON DRIVER SIDE PUMP PANEL
- TEN ADJUSTABLE SHELVES LOCATED PER ORDER
- TWO FLOOR MOUNTED SLIDE-OUT TRAY LOCATED PER ORDER
- ONE CATCH THREE DRAWER ASSEMBLY LOCATED PER SHOP ORDER
- ALUMINUM TREADPLATE IN COMPARTMENTS PER SHOP ORDER
- PAC TRAC ON BACK WALL IN COMPARTMENTS PER SHOP ORDER



| HOSEBED CAPACITY |                               |
|------------------|-------------------------------|
| BED 1            | 1000' OF 3.00" D.J. POLY HOSE |
| BED 2            | 1000' OF 5.00" D.J. POLY HOSE |
| BED 3            | 300' OF 3.00" D.J. POLY HOSE  |

|         |                                 |            |           |
|---------|---------------------------------|------------|-----------|
|         |                                 | JOB NO.    | 39846     |
|         |                                 | SCALE      | DATE      |
| TITLE   | Pierce Pumper Approval Drawing  | DRAWN BY   | MMF       |
| FOR     | City of Seaside Fire Department | CHECKED BY | COL       |
| DWG NO. | 39846AD                         | SHEET SIZE | SHEET NO. |
|         |                                 | D          | 1 OF 1    |

| REV | DATE    | BY  | CH  | ENFORCER |
|-----|---------|-----|-----|----------|
| 1   | 120C23  | MMF | JLL | PIERCE   |
| 2   | 04AUG23 | MMF | JLL | MODEL    |