

PUMPER BODY

Short Aluminum 2nd Gen Pumper

CHASSIS

Sober FR Chassis

CHASSIS

AXLE, FRONT, CUSTOM

18,000 Lb Meritor Axle

AXLE, REAR

24,000 Lb Meritor Axle

ENGINE

450 HP Cummins L9 Engine

TRANSMISSION

Allison 6th Gen, 3000 EVS P

BUMPER

22" Extended Painted Steel

CAB

7000 Sober FR Cab

BODY

WATER TANK

750 Gallon New York Style Water Tank

COMPT, PUMPER, REAR

30.75" FF RollUp Rear Compt

COMPT, PUMPER, LEFT SIDE

145" Lap Full Height Front & Rear FDLER
5" Longer Than Standard Short Body

COMPT, PUMPER, RIGHT SIDE

145" Lap Low FDLER
5" Longer Than Standard Short Body

FIRE SUPPRESSION PUMPHOUSE

45" Control Zone Side Mount

PUMP

1500 GPM Waterous CSU

CROSSLAYS, 1.50"

(2) 1.50" Standard Capacity

CROSSLAYS, 2.50"

2.50" Crosslay Not Required

SPEEDLAYS

SpeedLays Not Required

GENERATOR

Generator Not Required

Foam System

Foam System Not Required

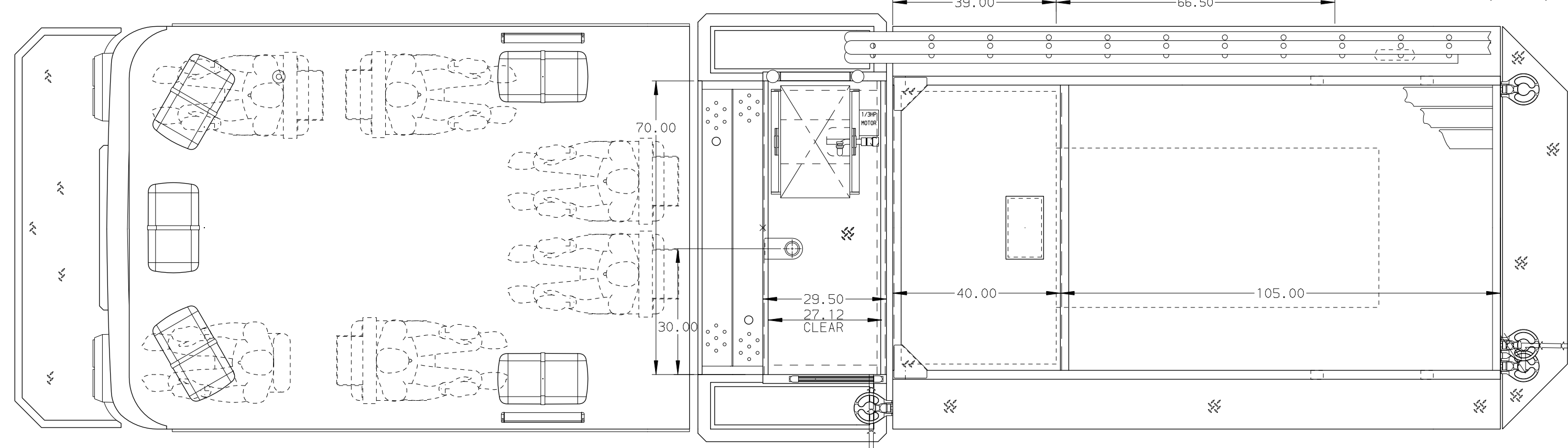
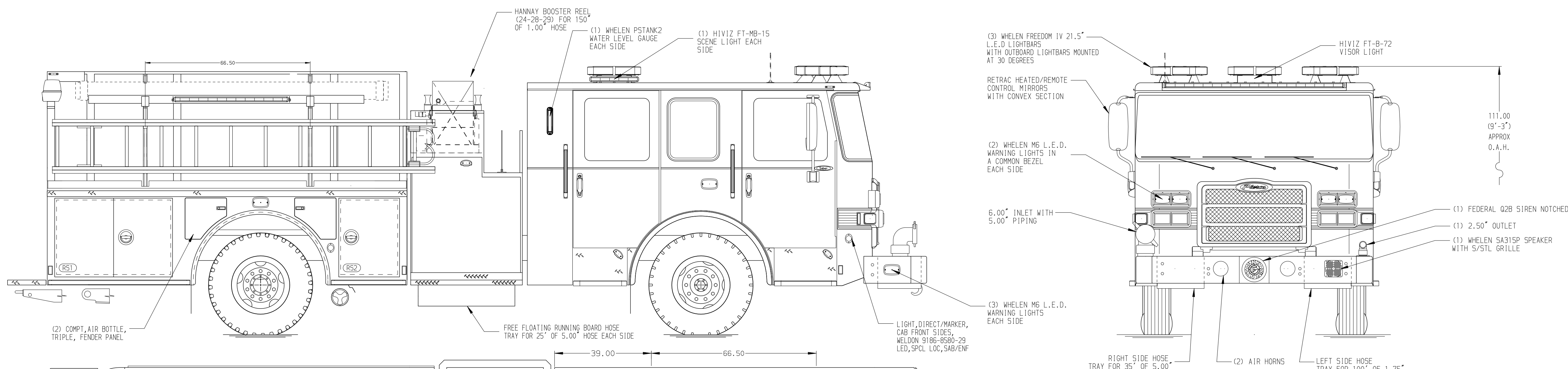
Foam Cell

Foam Cell Not Required

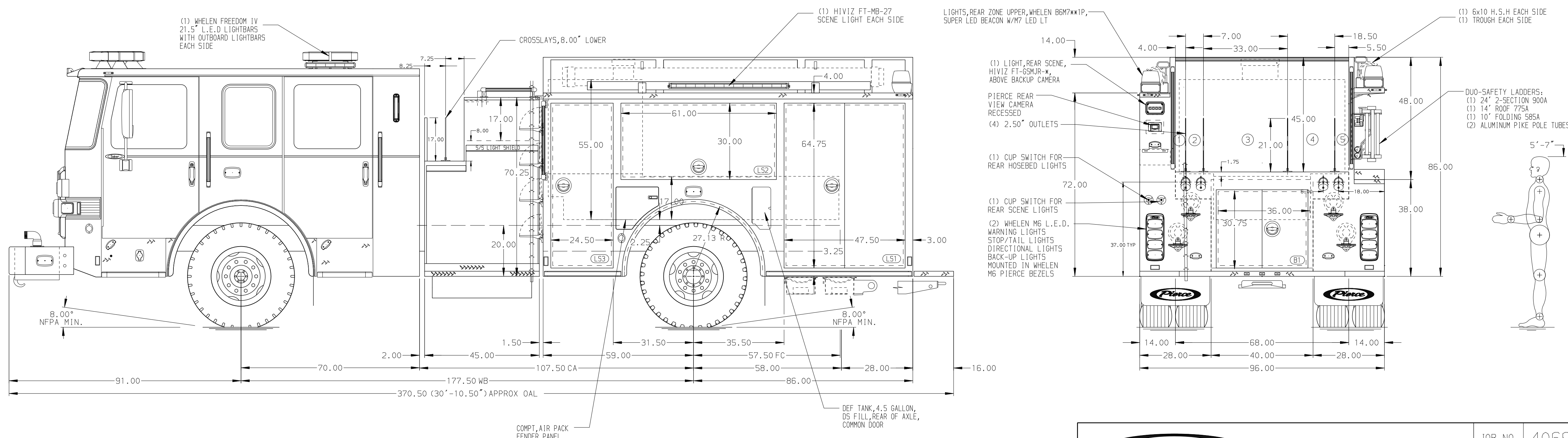
Side Roll and Frontal Impact Protection

NOTE

DIMENSIONS SHOWN ARE APPROXIMATE AND ARE SUBJECT TO MINOR DEVIATIONS AS MAY OCCUR OR BE NECESSARY IN CONSTRUCTION. MINOR DETAILS NOT SHOWN.



HOSEBED CAPACITY	
BED 1	200' OF 1.75" D.J. POLY HOSE
BED 2	300' OF 1.75" D.J. POLY HOSE
BED 3	1000' OF 4.00" D.J. POLY HOSE
BED 4	800' OF 2.50" D.J. POLY HOSE
BED 5	200' OF 1.75" KEY BIG 10 HOSE



	JOB NO.	40695
	SCALE	1:24
TITLE	Pierce Pumper Approval Packet	DATE
FOR	Five Points Fire Company	DRAWN BY
DWG NO.	40695AD	WRE
REV	DATE	CHECKED BY
11DEC23	RWR JAP	MMF
24AUG23	RWR JAP	MMF
26JUN23	WRE MMF	MMF
REV	DATE	BY
CH	SABER FR	MMF
SHEET SIZE	D	SHEET NO.
		1 OF 1